

Year	No Animals	Gest Length	Calve Ease	Birth Weight	CALVING VALUE	200 Day Milk	200 Day Growth	400 Day Growth	Muscle Score	Muscle Depth	Fat Depth	Beef Value	MAINT VALUE	Longevity	Age at First Calving	Calving Interval	Maternal Weaning Weight	Maternal Calving Ease	MAT. VALUE	Maternal Prod. Value
1999	15,183	0.28	-1.26	0.83	1.06	-0.70	10.05	17.89	0.24	1.18	-0.07	14.93	0.00	0.13	0.01	1.53	0.00	0.46	-0.79	-2.89
2000	15,945	0.26	-1.34	0.88	1.02	-0.68	11.03	19.67	0.28	1.29	-0.07	15.68	0.00	0.16	0.01	1.59	0.00	0.46	-0.62	-2.32
2001	15,488	0.28	-1.46	0.94	0.96	-0.74	11.70	20.99	0.32	1.38	-0.08	16.19	0.00	0.18	0.01	1.54	0.00	0.48	-0.30	-1.83
2002	16,313	0.31	-1.52	0.98	0.88	-0.71	12.15	21.88	0.35	1.44	-0.08	16.63	0.00	0.20	0.01	1.62	0.00	0.47	0.06	-1.39
2003	17,464	0.37	-1.70	1.05	0.73	-0.65	13.14	23.56	0.40	1.56	-0.08	17.36	0.00	0.24	0.01	1.41	0.00	0.47	0.63	-0.83
2004	18,439	0.40	-1.86	1.13	0.62	-0.61	14.20	25.41	0.44	1.71	-0.09	18.21	0.00	0.27	0.01	1.46	0.00	0.47	1.15	-0.22
2005	18,445	0.45	-2.03	1.23	0.50	-0.68	15.58	27.81	0.50	1.89	-0.10	19.25	0.00	0.29	0.01	1.58	0.00	0.50	1.54	0.37
2006	17,911	0.49	-2.15	1.29	0.39	-0.69	16.48	29.37	0.54	2.03	-0.11	19.99	0.00	0.31	0.01	1.54	0.00	0.50	2.08	1.11
2007	18,217	0.51	-2.21	1.33	0.34	-0.64	17.57	31.31	0.58	2.17	-0.12	20.92	0.00	0.33	0.00	1.52	0.00	0.51	2.70	1.96
2008	18,207	0.50	-2.38	1.41	0.26	-0.69	19.01	33.57	0.63	2.38	-0.11	21.94	0.00	0.35	0.00	1.63	0.00	0.52	2.75	2.39
2009	18,678	0.51	-2.56	1.48	0.18	-0.72	20.31	35.71	0.68	2.55	-0.12	22.91	0.00	0.38	0.00	1.60	0.00	0.55	3.39	3.18
2010	19,541	0.53	-2.71	1.55	0.09	-0.68	21.30	37.52	0.72	2.68	-0.13	23.72	0.00	0.39	0.00	1.66	0.00	0.56	3.89	3.70
2011	19,867	0.55	-2.74	1.58	0.05	-0.67	22.24	39.23	0.76	2.82	-0.13	24.61	0.00	0.41	0.00	1.66	0.00	0.56	4.13	4.26
2012	16,685	0.59	-2.81	1.63	-0.03	-0.66	23.10	40.75	0.79	2.93	-0.13	25.37	0.00	0.42	0.00	1.61	0.00	0.57	4.50	4.78

Number of Animals: 16,685

Gestation Length: 0.59

Birth Weight: 1.63

CAVING VALUE: -0.03

200 Day Milk: -0.66

200 Day Growth: 23.10

400 Day Growth: 40.75

Muscle Score: 0.79

Muscle Depth: 2.93

Fat Depth: -0.13

BEEF VALUE: 25.37

Cow Weight:

MAINT VALUE: 0.00

Longevity: 0.42

Age at First Calving: 0.00

Calving Interval: -0.03

Maternal Weaning Weight: 0.00

Maternal Calving Ease: 0.57

Uder Score:

Teat Score:

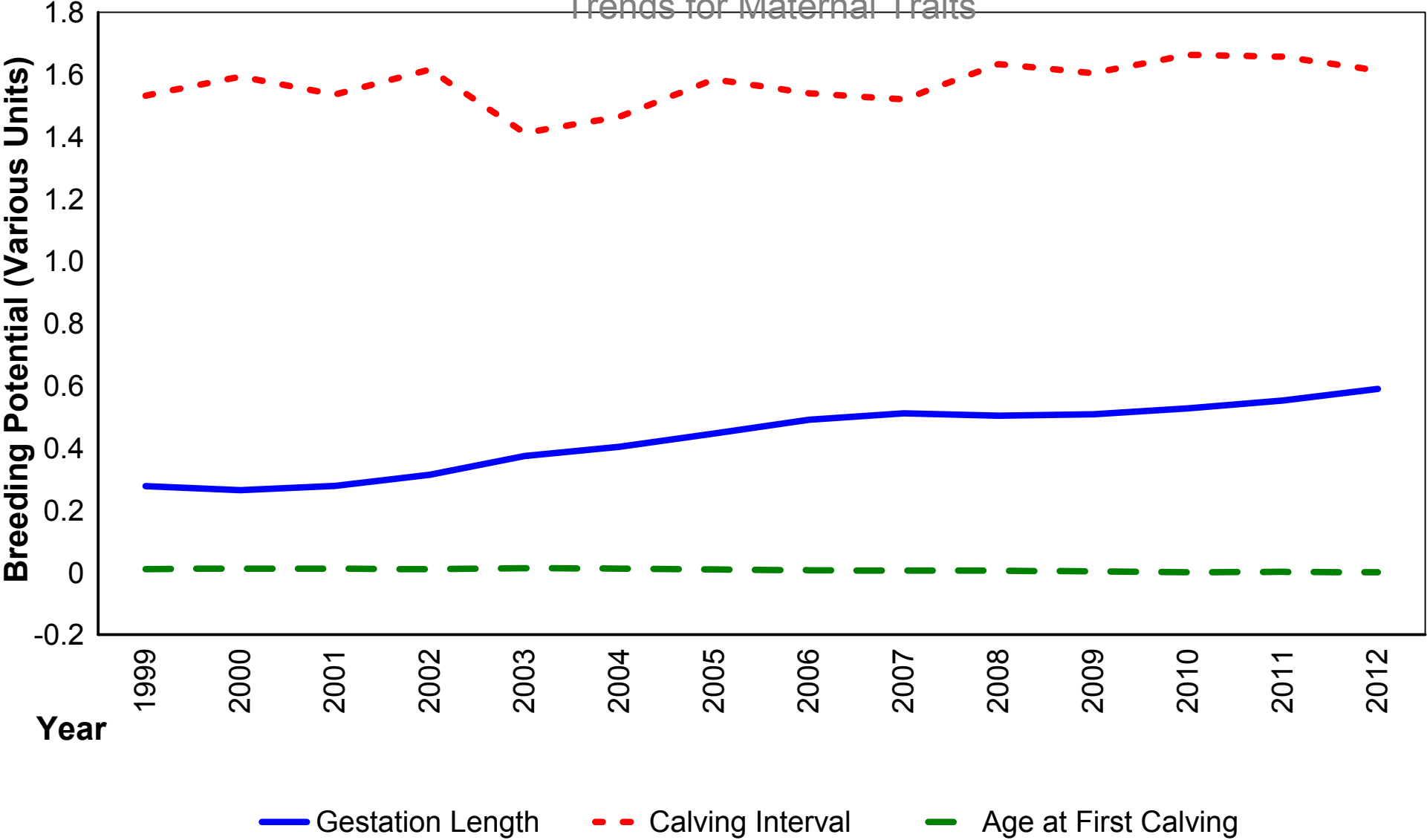
Scrotum Circumfreance: 0.59

MATERNAL VALUE: 4.50

MATERNAL PROD. VALUE: 4.78

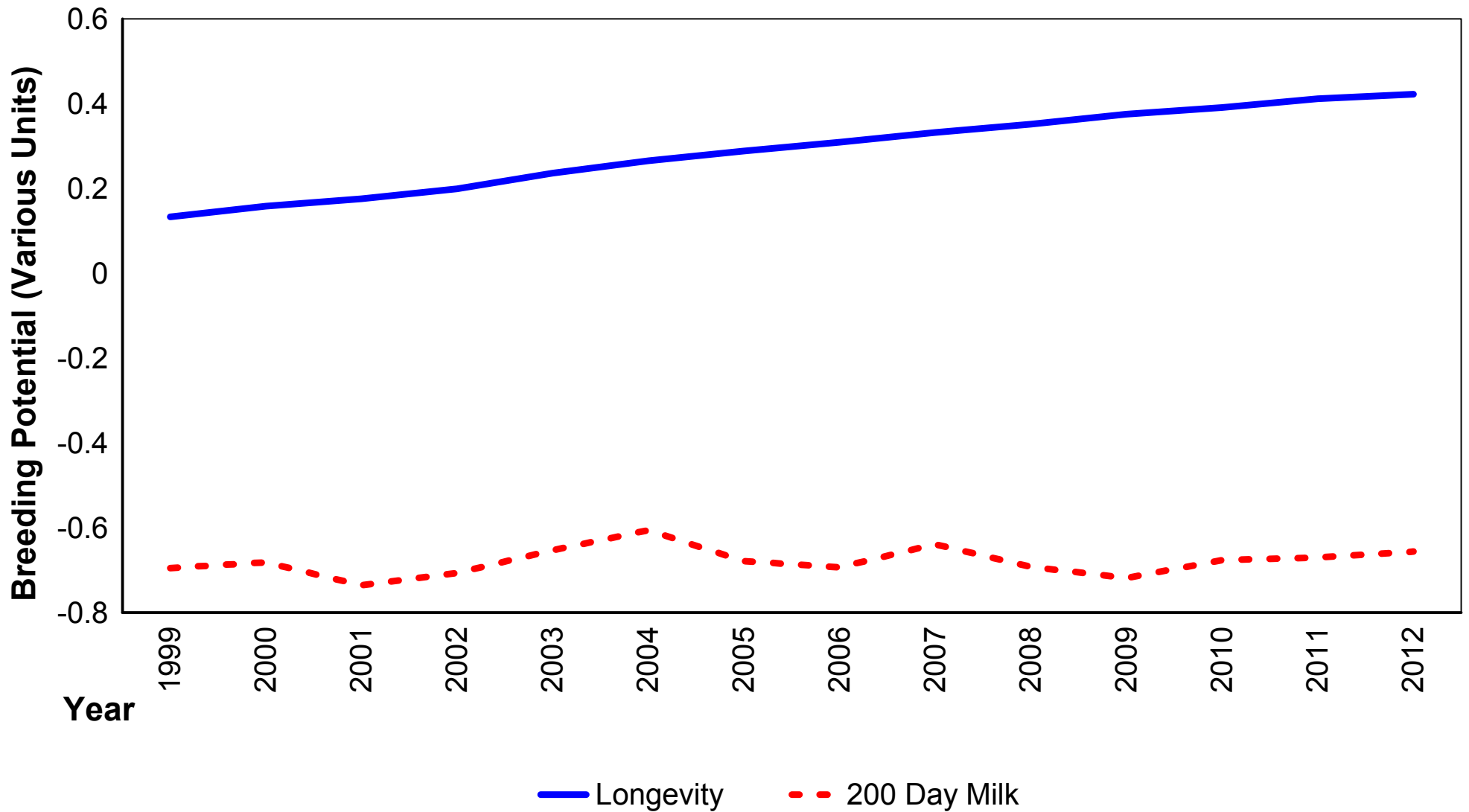
The British Limousin Cattle Society Genetic Trends 2012

Trends for Maternal Traits



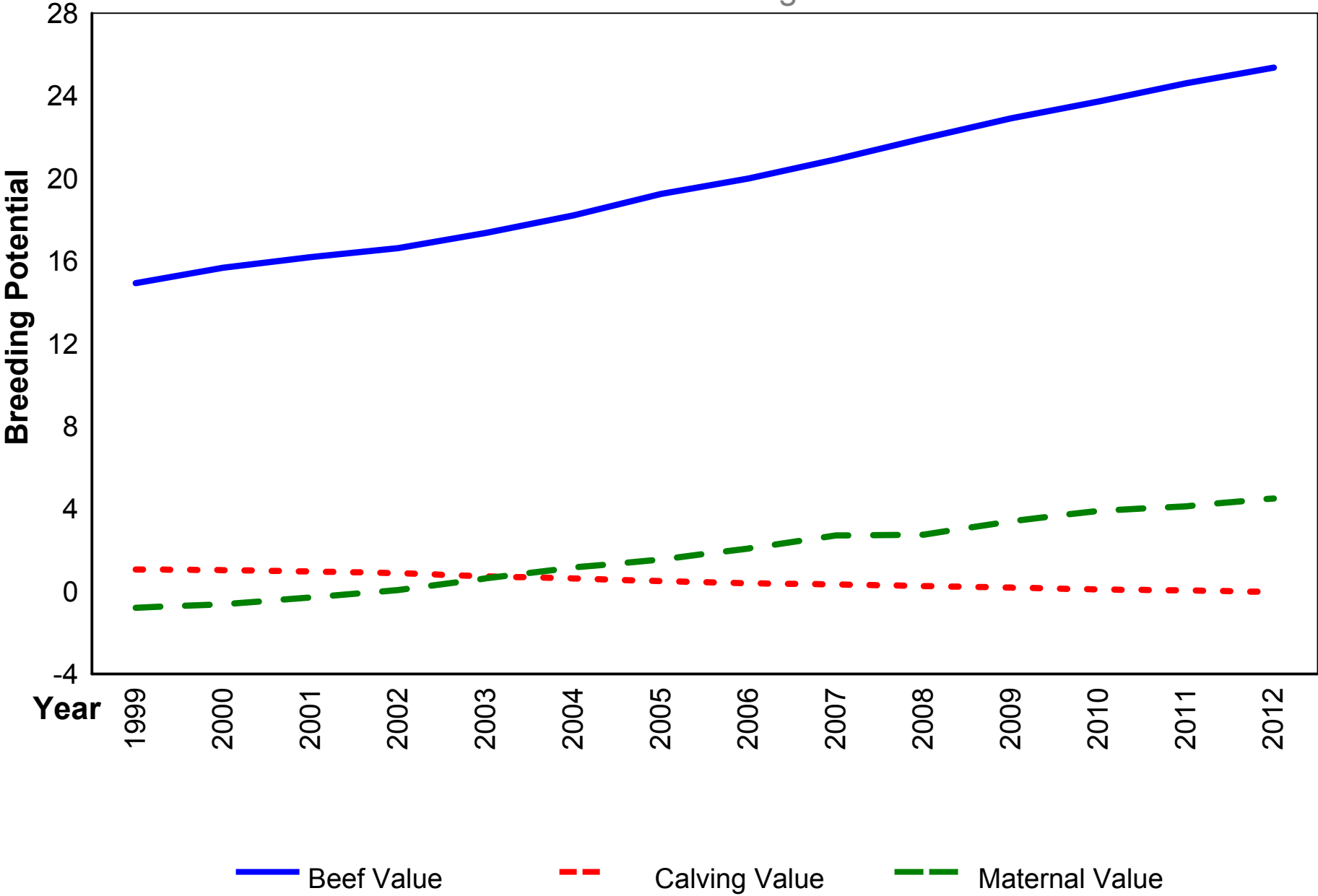
The British Limousin Cattle Society Genetic Trends 2012

Trends for Maternal Traits



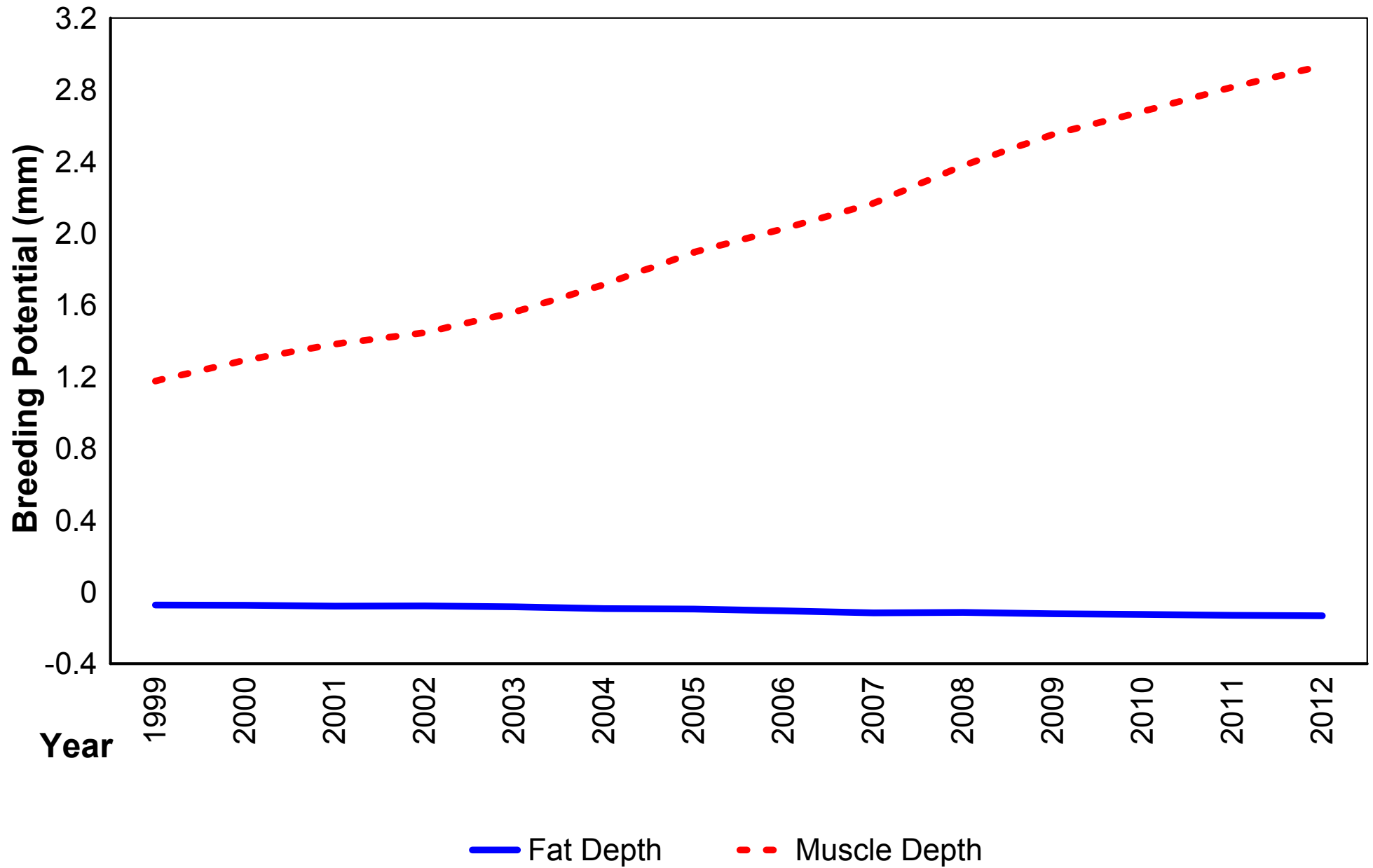
The British Limousin Cattle Society Genetic Trends 2012

Trends for Overall Breeding Potential



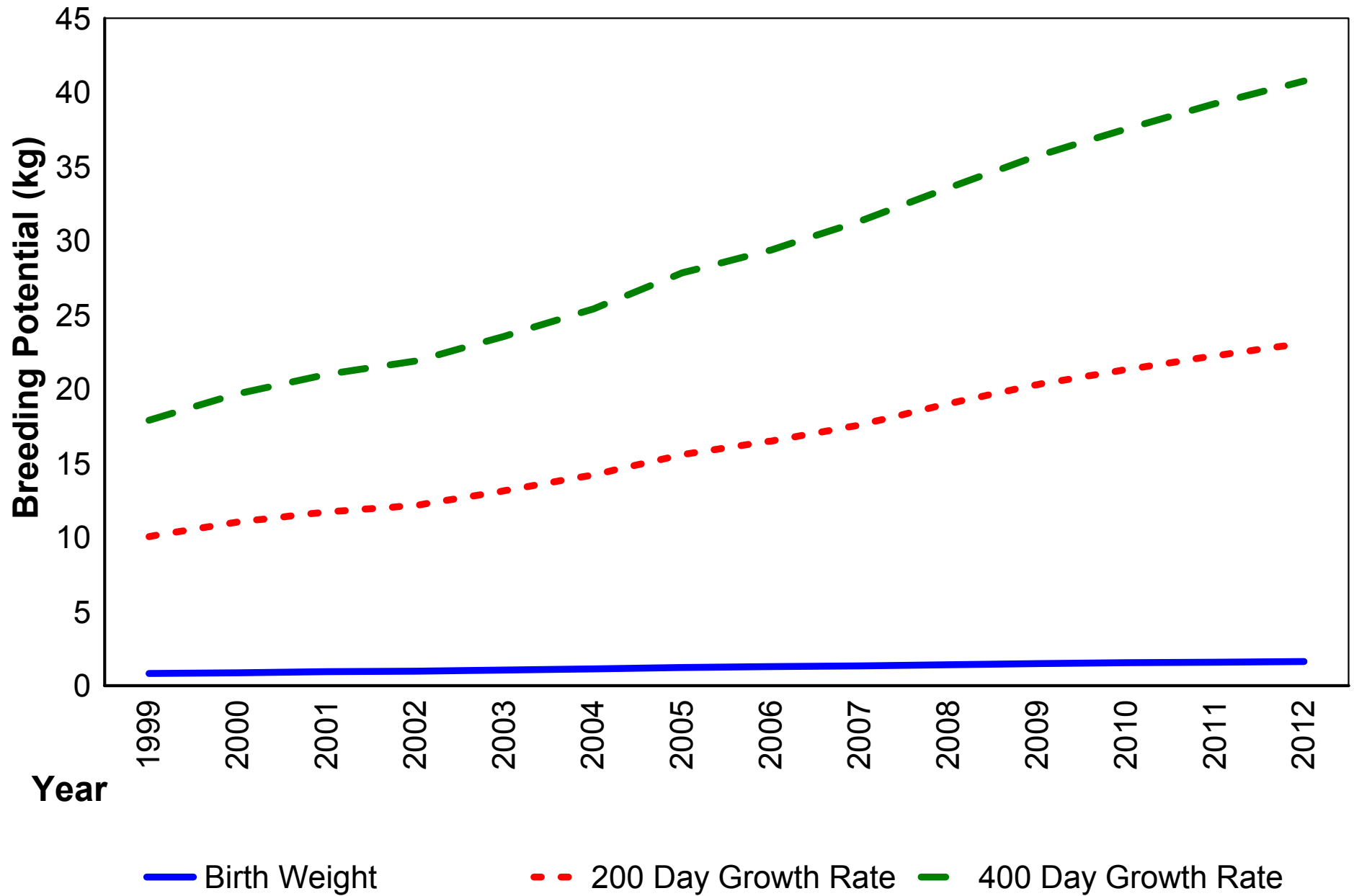
The British Limousin Cattle Society Genetic Trends 2012

Trends for Carcase Traits



The British Limousin Cattle Society Genetic Trends 2012

Trends for Growth Traits



The British Limousin Cattle Society Genetic Trends 2012

Trends for Calving Traits

